



PORSCHE

912, 911 T, 911 E, 911 S

MAINTENANCE RECORD

for USA and CANADA

Chassis Serial Nr.

--	--	--	--	--	--	--	--	--	--	--	--	--	--	--	--	--	--	--	--

Engine
Serial Nr.

--	--	--	--	--	--	--	--	--	--	--	--	--	--	--	--	--	--	--	--

Owner (*)

Please include the chassis and engine serial numbers in
your correspondence on matters pertaining to this car

Delivered on:

Day			Month			Year													

At Odometer Reading

Porsche Dealer's Stamp

Dealer's Identification Number

Vehicle Owner:

Last Name

First Name & MI

Street Address

Town, State, Zip Code



PORSCHE

912, 911 T, 911 E, 911 S

MAINTENANCE RECORD

for USA and CANADA

Chassis Serial Nr.

--	--	--	--	--	--	--	--	--	--	--	--	--	--	--	--	--	--	--	--

Engine

Serial Nr.

--	--	--	--	--	--	--	--	--	--	--	--	--	--	--	--	--	--	--	--

Owner (*)

Please include the chassis and engine serial numbers in your correspondence on matters pertaining to this car

Delivered on:

Day			Month			Year													

At Odometer Reading

--	--	--	--	--	--	--	--	--	--	--	--	--	--	--	--	--	--	--	--

Porsche Dealer's Stamp

--	--	--	--	--	--	--	--	--	--	--	--	--	--	--	--	--	--	--	--

Dealer's Identification Number

Vehicle Owner:

Last Name

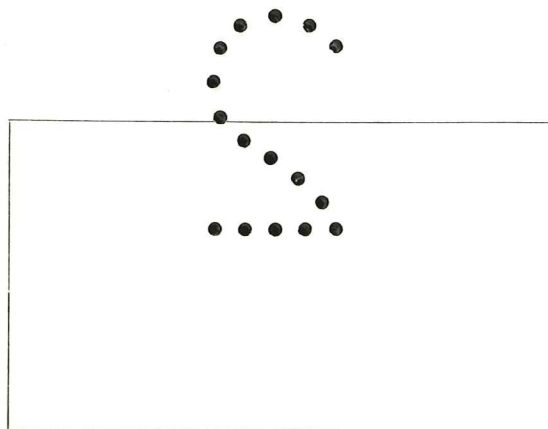
First Name & MI

Street Address

Town, State, Zip Code

(*) Enter "1" first owner.

Distr. Stamp:



205211 *

Dear PORSCHE Owner,

Skilled craftsmen assembled your Porsche at the factory with great care and devotion. The car will prove to be a quick and dependable machine. It is bound to give you most satisfaction, whether used for business or personal travel, or for the pleasures of motor sport.

This maintenance record will be a valuable manifest of cumulative information showing the care your Porsche has received in the course of time if you continue to have the recommended inspections completed on schedule and then recorded herein in the same manner as during the warranty period.

A world-wide Porsche service organization is at your disposal.

MAINTENANCE AND LUBRICATION NOTES:

The terms "test" or "check" include all associated work such as adjustments, readjustments, corrections, and replenishing. They do not include the repair, replacement, or overhaul of parts or components.

Please note the information presented in the Driver's Manual.

Present this service record to your Porsche service shop or any authorized Porsche representative inland or abroad when the scheduled inspections or lubrication are being accomplished. This will give you assurance that the necessary work operations prescribed in the maintenance and lubrication schedule will be carried out to our standards.

High caliber work requires cleanliness. It may at times become necessary to wash the car before starting the given service operations.

WARRANTY CLAIMS:

If your Porsche should require any work under the provision of the warranty, please present this maintenance record, which also is a warranty certificate, to your dealer. The warranty provisions are defined on the next page of this maintenance record.

PLEASE NOTE:

Matters concerning your Porsche can be processed by the Porsche service organization only when the chassis serial number has been included in your correspondence.

THERE ARE NO WARRANTIES, EXPRESS OR IMPLIED, MADE BY EITHER THE DEALER, THE DISTRIBUTOR, THE IMPORTER OR DR.-ING. H. C. F. PORSCHE KG, THE MANUFACTURER, OF PORSCHE CARS SOLD IN THE UNITED STATES AND CANADA, EXCEPT THE WARRANTY OF DR.-ING. H. C. F. PORSCHE KG, AGAINST DEFECTS IN MATERIAL AND WORKMANSHIP SET OUT BELOW:

TERMS OF WARRANTY OF NEW PORSCHE CARS SOLD IN THE UNITED STATES OR CANADA

1. This warranty applies to new passenger cars of all types and models (except special vehicles as competition versions and racing cars) manufactured by Dr.-Ing. h. c. f. Porsche KG of Stuttgart, Federal Republic of Germany ("Porsche"), provided such cars were ordered through an authorized United States or Canadian importer or distributor and sold as new by an authorized Porsche dealer to a retail customer in the United States or Canada, or were ordered and delivered abroad to a bona-fide retail customer who subsequently imported the car into the United States or Canada for his personal use.
2. Porsche warrants new cars under normal use and service to be free or defects in material and workmanship for 12 months after the date of delivery of the car to the original retail customer, or until the car has been driven 12 000 miles, whichever event shall occur first. In the event any part of the car becomes defective during the warranty period under normal use and service and the car is brought forthwith to an authorized Porsche dealer within the United States or Canada, the dealer will, without charge, either repair any defective parts or replace them with new or factory reconditioned parts. In all cases, only such parts which, in spite of proper use and service of the Porsche car, became defective due to defective material or workmanship, will be replaced or repaired. All parts which are replaced shall be the sole property of Porsche. **Further claims** due to direct or consequential damage especially but not limited to telephone fees, lodging expense, loss or damage of personal or other property, loss of revenue or expense for towing, **are excluded from this warranty.**

THIS WARRANTY IS SUBJECT TO THE FOLLOWING ADDITIONAL CONDITIONS, LIMITATIONS AND EXCEPTIONS:

1. Warranty claims can be made only through an authorized Porsche dealer and must be made forthwith upon ascertainment of a defect claimed under this warranty. All work and services to be performed in connection with this warranty claim must be performed by an authorized Porsche dealer.
2. This warranty shall be deemed to be **fully discharged**:
 - a) if the car has not been maintained and serviced as prescribed in the Porsche Maintenance Record, Porsche Driver's Manual or other similar publications pertaining to the operation or maintenance of Porsche Products prepared or approved by Porsche; or
 - b) if parts, other than genuine Porsche parts, have been installed, the use of which has not been approved by Porsche, and in the sole judgement of Porsche the defect or damage is casually related to the installation of such unapproved parts; or
 - c) if damage was caused by misuse, negligence or accident of any kind for example by overstraining, when training for, or participating in rallies, races, or any form of competition.

3. This warranty also does NOT cover:

- a) normal wear and tear and normal maintenance services, including but not limited to periodic inspections, engine tune-ups, wheel alignment and wheel balancing, carburetor, brake and clutch adjustments, fuel injection and fuel pump adjustments;
 - b) parts which have to be replaced in the course of normal maintenance and service, including but not limited to air, oil and fuel filters;
 - c) wear parts such as light bulbs, fuses, spark plugs, ignition or distributor points, condensers, wiper blades, clutch and brake linings;
 - d) defects, damage, deterioration or wear caused by normal use, exposure to the elements or other external influences, or the misuse of cleansers, polishes or waxes to such parts or items (but not limited to such parts or items) as paints, rubber, upholstery, chromed and wooden parts;
 - e) glass breakage or scratches in the absence of positive evidence of manufacturing responsibility.
4. Where warranty claims are allowed based on defective paint, repainting will be limited to repainting the body part involved.
5. This warranty also does NOT apply to tires, tubes or radios, as such items are covered by a warranty of their respective manufacturers. (The customer should contact any authorized Porsche dealer with respect to questions in connection with such items.)
6. There shall be no right of rescission or to any reduction in the purchase price or to the delivery of another Porsche car unless Porsche is not able to cure the defect coming within the provisions of this warranty.
7. This warranty does NOT apply in the event a Porsche car is brought to an authorized Porsche dealer outside the United States or Canada, in which event the terms, conditions, limitations and exceptions of the warranty for Porsche cars in effect in such other country or area shall apply.

THIS WARRANTY IS EXPRESSLY IN LIEU OF ANY OTHER EXPRESS OR IMPLIED WARRANTIES, OBLIGATIONS, OR LIABILITIES OF PORSCHE, THE IMPORTER, THE DISTRIBUTOR AND THE SELLING AND/OR DELIVERING DEALER, WHETHER FOR DIRECT OR CONSEQUENTIAL DAMAGE OR OTHERWISE, INCLUDING OBLIGATIONS FOR BREACH OF EXPRESS OR IMPLIED CONDITIONS AND INCLUDING ANY IMPLIED WARRANTY OF MERCHANTABILITY OR FITNESS FOR A PARTICULAR PURPOSE, AND PORSCHE, THE IMPORTER, DISTRIBUTOR AND THE SELLING DEALER NEITHER ASSUME NOR AUTHORIZE ANY OTHER PERSON TO ASSUME FOR ANY OF THEM ANY OTHER LIABILITY IN CONNECTION WITH SUCH MOTOR VEHICLE OR SPARE PARTS!

Dr.-Ing. h. c. F. PORSCHE KG.
Stuttgart-Zuffenhausen
West-Germany

SUMMARY

of Maintenance Inspections and Lubrication

W = Work required
during the
warranty period

M = Maintenance Inspections

L = Periodic Lubrication

WM

300 - 600 mi.

WM 6

6000 - 6600 mi.

WM 3

3000 - 3600 mi.

MAINTENANCE INSPECTION**M 6**

every 6000 mi.

M 3

every 3000 mi.

Legend: **W** = Required during warranty period**M** = Regular maintenance inspection

Required Work

Type 912	Type 911 T	Type 911 E	Type 911 S	Sportomatic	Type 912	Type 911 T	Type 911 E	Type 911 S	Sportomatic	Type 912
■	■	■	■	■	■	■	■	■	■	■
—	—	—	—	—	—	—	—	—	—	—
—	■	—	—	—	■	■	—	—	■	—
—	—	—	—	—	■	■	—	—	■	—
■	■	—	—	—	■	■	—	—	■	—
—	—	—	—	—	—	—	■	■	—	—
—	—	—	—	—	■	■	—	—	■	—
■	■	■	■	■	■	■	■	■	■	■
■	■	■	■	■	■	■	■	■	■	—
—	—	—	—	—	■	■	■	■	■	—
—	—	—	—	—	■	■	■	■	■	—
—	—	—	—	—	■	■	■	■	■	—
■	■	■	■	■	■	■	■	■	■	—
—	—	—	—	—	■	■	■	■	■	—
■	■	■	■	■	■	■	■	■	■	—
—	—	—	—	—	X	X	X	X	X	—
■	■	■	■	■	■	■	■	■	■	—

1. Check valve clearance.
2. Check cylinder compression or pressure drop.
3. Check rocker arm shafts for firm seating.
4. Check ignition timing, breaker point gap, spark plug gap. Lubricate breaker point cam. In USA-export cars, also check proper functioning of vacuum control.
5. Check adjustment of throttle valve compensator (USA-exports)
6. Check carburetor adjustment with exhaust gas tester, lubricate joints.
7. Check idle stop position of throttle linkage in fuel injection system. Replace fuel filter. Clean oil screen in pump lubrication circuit. Check adjustment of injection pump with exhaust gas tester. Lubricate joints.
8. Check adjustment of generator V-belt. In engines equipped with fuel injection, check tension of pump spur belt.
9. Visually check fuel and oil lines for leaks.
10. Replace air cleaner cartridges, or clean air cleaner and coat with oil, as the case may be.
11. Check flame trap cartridge in crankcase breather. Check hose connections for firm seating.
12. Remove and measure brake pads to determine degree of wear. Check clearance of pushrod between brake master cylinder and brake pedal. Inspect all lines, hoses, and hose connections for possible damage, check entire brake system for leaks. Check level of hydraulic fluid in reservoir. Check foot brake and hand brake.
13. Check clutch pedal free travel as well as pedal travel.
14. Check control valve adjustment. Clean valve air filter.
15. Clean and adjust microswitch contacts in gearshift lever.
16. Check all connections and dust boots in steering box for firm seating and absence of leaks.
17. Check front wheelbearing clearance and tire pressure. Check wheel nuts for firm seating.
18. Check wheel alignment, balance wheels.
19. Check batteries. Check entire electrical system for proper functioning.

WL
300 - 600 mi.

WL 6
6000 - 6600 mi.

WL 3
3000 - 3600 mi.

LUBRICATION

L 6
every 6000 mi.

L 3
every 3000 mi.

Legend: **W** = Required during warranty period

L = Periodic lubrication

Required Work

Type 912	Type 911 T	Type 911 E	Type 911 S	Sportomatic	Type 912	Type 911 T	Type 911 E	Type 911 S	Sportomatic	Type 912
■	■	■	■	■	■	■	■	■	■	■
■	■	■	■	■	■	■	■	■	■	■
■	■	■	■	■	■	■	■	■	■	■
—	■	■	■	■	—	■	■	■	■	—
■	■	■	■	■	■	■	■	■	■	—
—	—	—	—	—	■	■	■	■	■	—

Engine:

1. Change oil.
2. Clean magnetic filter or magnetic drain plugs, as applicable.
3. Replace oil filter or cartridge, as applicable.
4. Clean oil filtering screen.

Transmission:

5. Change oil.

Body:

6. Lubricate door and lid hinges.

Legend: ■ = Mandatory work.

x = Work requiring appropriate measuring and testing equipment.
Accomplished only on customer's request at extra cost.

WML

PERIODIC MAINTENANCE * LUBRICATION *

Date: * Odometer Reading: *

Accomplished at Customer's Cost *

Dealer's Stamp: * Dealer's Stamp: *

300 miles

WML
3

PERIODIC MAINTENANCE * LUBRICATION *

Date: * Odometer Reading: *

Accomplished at Customer's Cost *

Dealer's Stamp: * Dealer's Stamp: *

3000 miles

WML
6

PERIODIC MAINTENANCE * LUBRICATION *

Date: * Odometer Reading: *

Accomplished at Customer's Cost *

Dealer's Stamp: * Dealer's Stamp: *

6000 miles

PERIODIC MAINTENANCE * LUBRICATION *

Date: * Odometer Reading: *

Accomplished at Customer's Cost *

Dealer's Stamp: * Dealer's Stamp: *

PERIODIC MAINTENANCE * LUBRICATION *

Date: * Odometer Reading: *

Accomplished at Customer's Cost *

Dealer's Stamp: * Dealer's Stamp: *

PERIODIC MAINTENANCE * LUBRICATION *

Date: * Odometer Reading: *

Accomplished at Customer's Cost *

Dealer's Stamp: * Dealer's Stamp: *

PERIODIC MAINTENANCE * LUBRICATION *

Date: * Odometer Reading: *

Accomplished at Customer's Cost *

Dealer's Stamp: * Dealer's Stamp: *

PERIODIC MAINTENANCE * LUBRICATION *

Date: * Odometer Reading: *

Accomplished at Customer's Cost *

Dealer's Stamp: * Dealer's Stamp: *

ML 6

every
6000 miles

ML 6

every
6000 miles

ML 6

every
6000 miles

ML 6

every
6000 miles

ML 6

every
6000 miles

ML 3

PERIODIC MAINTENANCE * LUBRICATION *

Date: * Odometer Reading: *

Accomplished at Customer's Cost *

Dealer's Stamp: * Dealer's Stamp: *

every
3000 miles

ML 3

PERIODIC MAINTENANCE * LUBRICATION *

Date: * Odometer Reading: *

Accomplished at Customer's Cost *

Dealer's Stamp: * Dealer's Stamp: *

every
3000 miles

ML 3

PERIODIC MAINTENANCE * LUBRICATION *

Date: * Odometer Reading: *

Accomplished at Customer's Cost *

Dealer's Stamp: * Dealer's Stamp: *

every
3000 miles

ML 3

PERIODIC MAINTENANCE * LUBRICATION *

Date: * Odometer Reading: *

Accomplished at Customer's Cost *

Dealer's Stamp: * Dealer's Stamp: *

every
3000 miles

ML 3

PERIODIC MAINTENANCE * LUBRICATION *

Date: * Odometer Reading: *

Accomplished at Customer's Cost *

Dealer's Stamp: * Dealer's Stamp: *

every
3000 miles

PERIODIC MAINTENANCE * LUBRICATION *

Date: * Odometer Reading: *

Accomplished at Customer's Cost *

Dealer's Stamp: * Dealer's Stamp: *

ML 6

every
6000 miles

ML 6

every
6000 miles

ML 6

every
6000 miles

ML 6

every
6000 miles

ML 6

every
6000 miles

ML3

 PERIODIC *
 MAINTENANCE * LUBRICATION *

Date: * Odometer Reading: *

Accomplished at Customer's Cost

Dealer's Stamp: * Dealer's Stamp: *

 every
 3000 miles

ML3

 PERIODIC *
 MAINTENANCE * LUBRICATION *

Date: * Odometer Reading: *

Accomplished at Customer's Cost

Dealer's Stamp: * Dealer's Stamp: *

 every
 3000 miles

ML3

 PERIODIC *
 MAINTENANCE * LUBRICATION *

Date: * Odometer Reading: *

Accomplished at Customer's Cost

Dealer's Stamp: * Dealer's Stamp: *

 every
 3000 miles

ML3

 PERIODIC *
 MAINTENANCE * LUBRICATION *

Date: * Odometer Reading: *

Accomplished at Customer's Cost

Dealer's Stamp: * Dealer's Stamp: *

 every
 3000 miles

ML3

 PERIODIC *
 MAINTENANCE * LUBRICATION *

Date: * Odometer Reading: *

Accomplished at Customer's Cost

Dealer's Stamp: * Dealer's Stamp: *

 every
 3000 miles

 PERIODIC *
 MAINTENANCE * LUBRICATION *

Date: * Odometer Reading: *

Accomplished at Customer's Cost

Dealer's Stamp: * Dealer's Stamp: *

ML6

 every
 6000 miles

ML6

 every
 6000 miles

ML6

 every
 6000 miles

ML6

 every
 6000 miles

ML6

 every
 6000 miles

ML3

PERIODIC
MAINTENANCE * LUBRICATION *

Date: * Odometer Reading:

Accomplished at Customer's Cost

Dealer's Stamp: * Dealer's Stamp:

every
3000 miles

ML3

PERIODIC
MAINTENANCE * LUBRICATION *

Date: * Odometer Reading:

Accomplished at Customer's Cost

Dealer's Stamp: * Dealer's Stamp:

every
3000 miles

ML3

PERIODIC
MAINTENANCE * LUBRICATION *

Date: * Odometer Reading:

Accomplished at Customer's Cost

Dealer's Stamp: * Dealer's Stamp:

every
3000 miles

ML3

PERIODIC
MAINTENANCE * LUBRICATION *

Date: * Odometer Reading:

Accomplished at Customer's Cost

Dealer's Stamp: * Dealer's Stamp:

every
3000 miles

ML3

PERIODIC
MAINTENANCE * LUBRICATION *

Date: * Odometer Reading:

Accomplished at Customer's Cost

Dealer's Stamp: * Dealer's Stamp:

every
3000 milesPERIODIC
MAINTENANCE * LUBRICATION *

Date: * Odometer Reading:

Accomplished at Customer's Cost

Dealer's Stamp: * Dealer's Stamp:

ML6

every
6000 milesPERIODIC
MAINTENANCE * LUBRICATION *

Date: * Odometer Reading:

Accomplished at Customer's Cost

Dealer's Stamp: * Dealer's Stamp:

ML6

every
6000 milesPERIODIC
MAINTENANCE * LUBRICATION *

Date: * Odometer Reading:

Accomplished at Customer's Cost

Dealer's Stamp: * Dealer's Stamp:

ML6

every
6000 milesPERIODIC
MAINTENANCE * LUBRICATION *

Date: * Odometer Reading:

Accomplished at Customer's Cost

Dealer's Stamp: * Dealer's Stamp:

ML6

every
6000 milesPERIODIC
MAINTENANCE * LUBRICATION *

Date: * Odometer Reading:

Accomplished at Customer's Cost

Dealer's Stamp: * Dealer's Stamp:

ML6

every
6000 miles

FURTHER ENTRIES AND TECHNICAL NOTES



Postage
Will be Paid
by
Addressee

No
Postage Stamp
Necessary
If Mailed in the
United States

BUSINESS REPLY CARD
FIRST CLASS PERMIT NO. 65 TEANECK, N. J. 07666



Porsche of America Corp.
107 Tryon Ave. W.
Teaneck, N. J. 07666

THE "NATIONAL TRAFFIC & MOTOR VEHICLE
SAFETY ACT OF 1966" REQUIRES DR.-ING. H.
C. F. PORSCHE KG TO BE IN A POSITION TO
CONTACT PORSCHE OWNERS WHEN A COR-
RECTION OF A PRODUCT DEFECT BECOMES
NECESSARY.

Please fill in the attached postcard if you change your address
or purchase a used Porsche.

You need not use this card if you purchased your car through
an authorized Porsche dealer.

Please quote the Porsche chassis number as it appears on the
identification plate of the vehicle; its location is shown in
your Owner's Manual.

☐ **NOTICE OF ADDRESS CHANGE**


☐ **NOTICE OF USED CAR PURCHASE**

(please check one of the above boxes)


Porsche Chassis Number		Mo.	Day	Year	Zip Code
		(current date)			
Last Name	First Name	Initial			
Street Address					
City	State				

Please print giving complete information


FURTHER ENTRIES AND TECHNICAL NOTES



FURTHER ENTRIES AND TECHNICAL NOTES



FURTHER ENTRIES AND TECHNICAL NOTES



CERTIFICATION OF ACCEPTANCE

Porsche passenger car, Chassis Serial Nr. _____

Engine Serial Nr. _____

This is to certify that I have received from the below named dealer the above cited car together with the Maintenance Record, Driver's Manual, tool kit, and one (1) touch-up paint dispenser, all in satisfactory condition.

Date of Delivery: _____

(Please print or type customer's name, address, and zip code) _____

(Dealer's stamp and signature) _____


(Place and date) _____

(Customer's signature) _____

NOTICE TO DEALER: This certification must be filled out and returned immediately to your importer. Failure to comply with this provision will render you liable for warranty claims.



FURTHER ENTRIES AND TECHNICAL NOTES



PORSCHE

912, 911 T, 911 E, 911 S

MAINTENANCE RECORD

for USA and CANADA

Chassis Serial Nr.

--	--	--	--	--	--	--	--	--	--	--	--	--	--	--	--	--	--	--	--

Engine
Serial Nr.

--	--	--	--	--	--	--	--	--	--	--	--	--	--	--	--	--	--	--	--

Owner

Please include the chassis and engine serial numbers in
your correspondence on matters pertaining to this car

Delivered on:

Day			Month			Year													

At Odometer Reading																			

Porsche Dealer's Stamp

--	--	--	--	--	--	--	--	--	--	--	--	--	--	--	--	--	--	--	--

Dealer's Identification Number

Vehicle Owner:

Last Name

First Name & MI

Street Address

Town, State, Zip Code

Dear Porsche Owner:

Your authorized Porsche representative uses the Maintenance Record for administrative purposes when servicing your car. To ensure that he can contact you promptly on any pertinent matter that might come up, it is imperative that your name and current address appear in the plastic front cover window.

For this reason, and in addition to the tear-out business reply card entitled Notice of Address Change or Notice of Used Car Purchase, kindly fill out this card when changes occur or glue it to the front page of the Maintenance Record by means of the adhesive strip already provided for this purpose to the right of this text.

Also, please enter the current owner code, as appropriate, in the square to the right of the chassis and engine serial numbers, as follows:

Second owner code = 2

Third owner code = 3

(Prior to use, peel off protective wax paper)